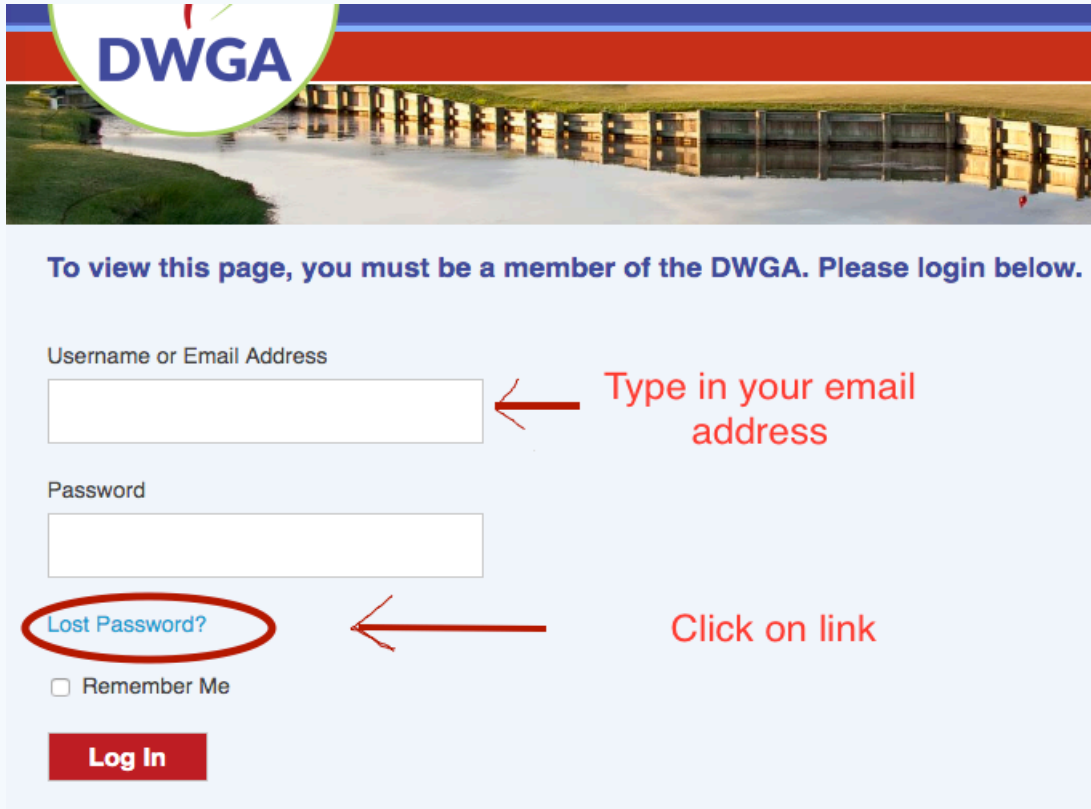


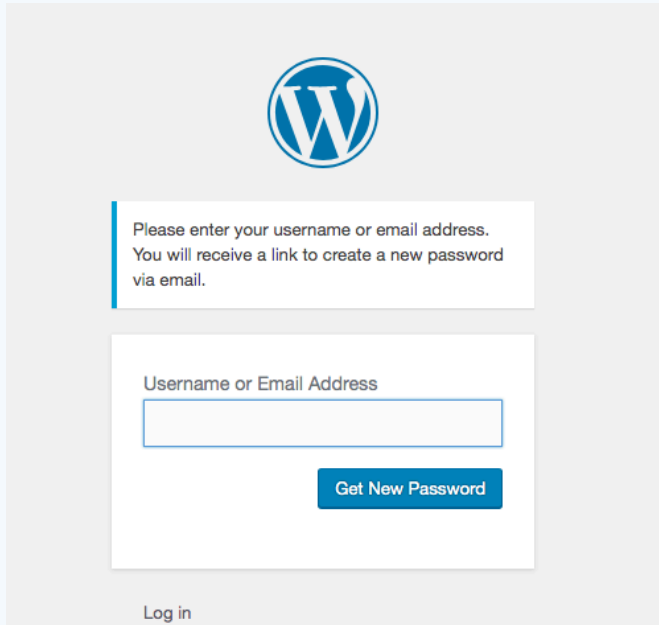
## How can I change my password?

When signing into the **MEMBER'S AREA** select the link under the password entry box entitled "lost password"



The screenshot shows the DWGA login page. At the top, there is a banner with the DWGA logo and a photo of a building. Below the banner, a message reads: "To view this page, you must be a member of the DWGA. Please login below." The login form includes a "Username or Email Address" field, a "Password" field, a "Lost Password?" link (circled in red), a "Remember Me" checkbox, and a "Log In" button. Red arrows and text annotations point to the "Username or Email Address" field with the text "Type in your email address" and to the "Lost Password?" link with the text "Click on link".

On this next screen you will need to type in your email address once again and then click on the GET NEW PASSWORD blue button.



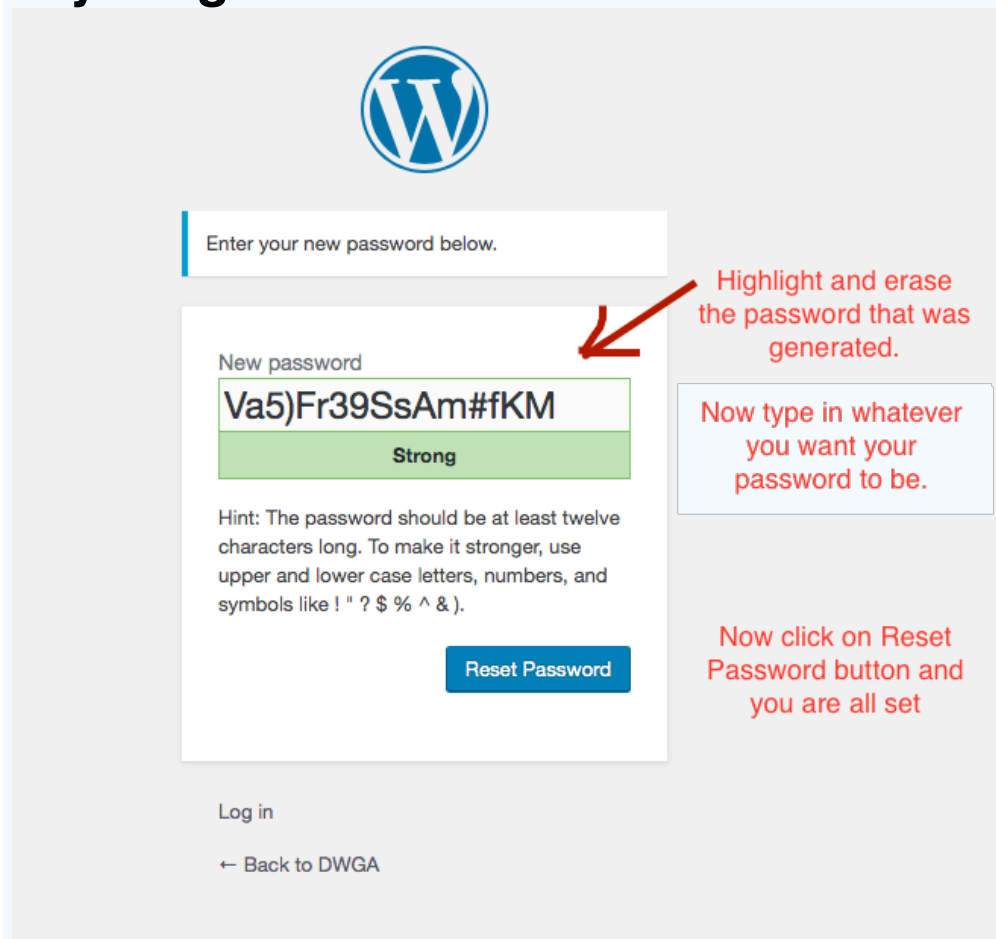
The screenshot shows the "Get New Password" screen. At the top, there is a WordPress logo. Below the logo, a message reads: "Please enter your username or email address. You will receive a link to create a new password via email." The form includes a "Username or Email Address" field and a "Get New Password" button. At the bottom left, there is a "Log in" link.

**Now** open the email that you should have received titled [DWGA] Password Reset and click on the link at the bottom of the message.

To reset your password, visit the following address:

<https://www.dwga.org/wp-login.php?action=rp&key=jfuw1SkJVKclb0lJ5pl3&login=vedanner%40gmail.com>

This will take you the final screen where you can change your password to whatever you want. If you click on Reset Password without changing it first you will receive that incredibly long password. **REMEMBER to erase what is there and type in what you want. Although there are instructions to create a strong password, the system will accept anything.**



The screenshot shows the WordPress password reset interface. At the top is the WordPress logo. Below it is a text input field with the placeholder "Enter your new password below." Below that is a "New password" section containing a text input field with the generated password "Va5)Fr39SsAm#fKM", a green bar indicating the password strength as "Strong", and a hint: "Hint: The password should be at least twelve characters long. To make it stronger, use upper and lower case letters, numbers, and symbols like ! \" ? \$ % ^ & )." At the bottom of this section is a blue "Reset Password" button. To the right of the interface are three red annotations: a red arrow pointing to the generated password with the text "Highlight and erase the password that was generated.", a text box saying "Now type in whatever you want your password to be.", and another text box saying "Now click on Reset Password button and you are all set". At the bottom left of the page are links for "Log in" and "← Back to DWGA".